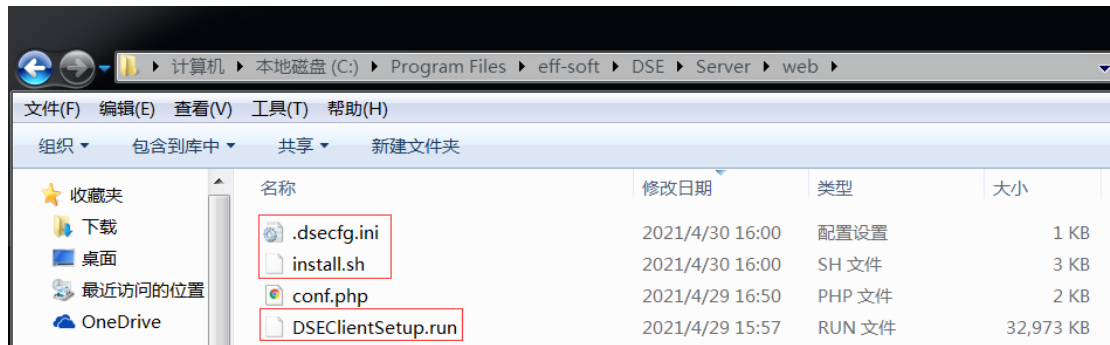


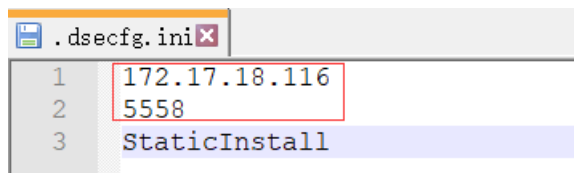
DSELinux 安装

1 拷贝文件.dsecfg.ini、install.sh 文件已经迅软工程师提供的最新版本 DSEClientSetup.run 到 DSE 服务器安装目录 web 目录下。DSE 版本支持 6.5.1091.21444 及以上，可以拷贝 6.5.1091.21444 及以上版本的安装包重命名为 DSEClientSetup.run。

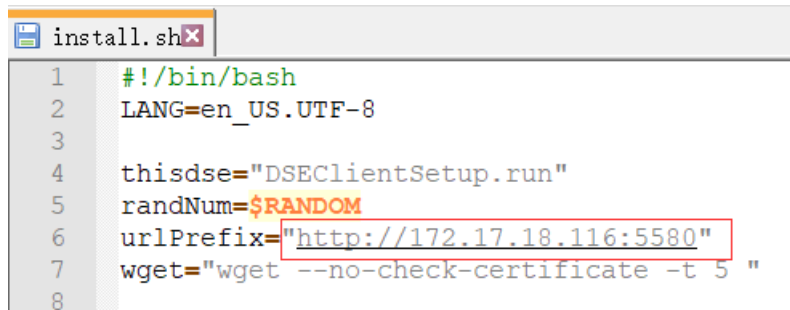


2 修改文件.dsecfg.ini、install.sh 的 IP 地址及端口值。

.dsecfg.ini 按照以下格式填入相应的值，端口值对应 DSE 默认通信端口 5558



install.sh 的 urlPrefix 值对应了 DSE 的 web 地址



3 客户端安装命令，IP 地址及端口根据客户实际运行环境。

wget -O install.sh http://172.17.18.116:5580/install.sh && bash install.sh

DSELinux 升级

1 完成以上的 DSELinux 安装步骤。DSE 服务器需要 6.6.1.22396 版本及以上，Linux 已安装客户端需要 6.6.68.22394 版本及以上。

2 控制台配置，系统管理-系统配置管理-全局参数配置-Linux 升级配置。填入脚本命令，保存后下发所有策略。

wget -O install.sh http://172.17.18.116:5580/install.sh && bash install.sh

The screenshot displays the 'System Management' (系统管理) interface. The left sidebar lists various management tasks, with 'System Management' (系统管理) selected. The main content area is divided into several configuration sections:

- 服务器参数配置 (Server Parameter Configuration):** Includes options for flow control, user authentication, and account limits. Under 'Account Authentication Type' (账号认证类型), 'LDAP user authentication' (LDAP用户认证) is checked. Under 'Account Limitation' (认证账号限制), 'Allow same account on different terminals' (允许同一账号在不同终端登录) and 'Allow non-AD users to use AD accounts' (允许非AD域用户使用AD账号登录) are checked.
- 控制台参数配置 (Control Console Parameter Configuration):** Includes 'Function Enablement' (功能启用项设置) with 'Allow moving accounts' (允许同步账号移动分组) and 'Independent settings' (单独设置时复制先前策略) unchecked. 'Prompt Options' (提示选项设置) has 'Prevent prompts' (阻止时提示), 'Read-only prompts' (只读时提示), and 'Write prompts' (只写时提示) checked. 'Prompt Time' (提示时间设置) has 'Show prompt box' (提示框显示时) set to 'Over 120' (超过 120) and 'Over 7' (超过 7).
- 客户端参数配置 (Client Parameter Configuration):** Under 'Client Group Management' (客户端分组管理), 'Automatic client grouping' (客户端自动归组) is checked. 'New clients added to this group' (新客户端加入到该组) is set to 'Group Company' (集团公司). Under 'Login and Unload Security Settings' (登录与卸载安全设置), 'Temporary USB permission modification password settings' (【临时修改USB权限】密码设置) and 'Client unloading password modification' (客户端卸载密码修改) are unchecked. New and confirm passwords are entered in the respective fields.
- 联网配置 (Network Configuration):** 'Client internet external configuration' (客户端联网外发配置) is unchecked. Domain/IP address and port are entered in the respective fields, with a 'Test' (测试) button.
- Linux升级配置 (Linux Upgrade Configuration):** The upgrade command (升级命令) is `wget -O install.sh http://172.17.18.116:5580/insta`.

3 控制台配置, 计算机管理选中需要升级的客户端右键手动升级客户端, 然后下发所有策略。等待升级完成。